















Day 1: Draw a picture of a story you want to tell. See if someone else can guess what your story is about? Are there lots of details? Is it a fiction (made up) or non-fiction (true) story? Did you use the proper colours? Remember someone else should be able to "read" your story just by looking at the illustrations.

Day 2: Write a sentence to go with your story. Count how many words are in your sentence. Make sure every word you say is written on your paper. Check to make sure you did the following:

### Grade 1 & Kindergarten 5 Star Writing Rubric

Earn a star for each item that is complete on the list!  
5 Stars possible.

	Sentences start with a capital letter. → <b>H</b> ere is my yellow cat.
	Sentences end with an ending mark. . ? !
	Words have spaces between them. Here  is  my  yellow  cat.
	Neat printing and letter formation is used. →  
	Sentences make sense! Picture matches story (if applicable). 
	Total  _____ /5

Day 3: Add a buddy sentence(s). Think about what else you can tell about your story. Remember that it still has to match your picture and follow the right sequence (i.e. if you were making a sandwich, you'd need to get the bread before putting on the cheese).

Read your story to someone in your family.